



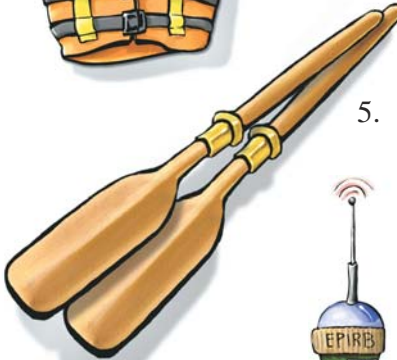

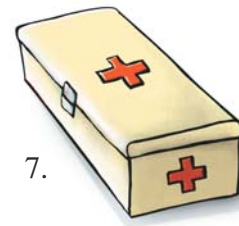
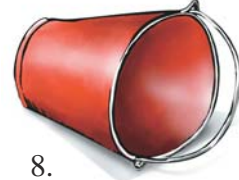



# Safe Boater's Equipment Jumble

Identify boater's safety equipment from the descriptions below.  
Write the equipment's number in the box next to it's description.

## Equipment

## Description

<p>1.</p> 	<p>Oars are used to paddle to safety in the event of the motor breaking down.</p>
<p>2.</p> 	<p>A radio is important in an emergency as it can be used to request help. It is also useful to log-in and log-out with a radio station when you go boating.</p>
<p>3.</p> 	<p>A first aid kit should be carried on board all boats to attend to people who have injured themselves. The contents include bandages, seasickness tablets, antiseptic cream and sunscreen.</p>
<p>4.</p> 	<p>Children must wear personal flotation devices (PFDs) at all times when going boating. Make sure that it is the right type for the area you are going and that it fits you snugly.</p>
<p>5.</p> 	<p>Any small rowing or sailing craft and small motor boats must carry a torch when operating at night. This is to notify other vessels that you are there, otherwise they may not see you.</p>
<p>6.</p> 	<p>Flares are like fireworks. Boaters let them off to let people know that they are in trouble and require assistance. There are different types for night and day use.</p>
<p>7.</p> 	<p>An EPIRB is an Emergency Position Indicating Radio Beacon which when activated sends a signal to search and rescue authorities via satellite notifying them that you are in trouble.</p>
<p>8.</p> 	<p>An anchor must be carried on all boats. It is best used to stop a boat drifting away from shore if the engine has broken down. Always remember to never anchor your boat from the stern.</p>
<p>9.</p> 	<p>It is a requirement to carry a bucket or bailer on all boats. This is not to put the fish in, but is to bail water out if the boat takes a wave or becomes swamped.</p>